



VACUETTE®

Safety Blood Collection Set + Blood Culture Holder



- ☞ Sterile and pre-assembled for ease of use
- ☞ Allows collection of blood into Blood Culture bottles and **VACUETTE®** Blood Collection tubes in one procedure
- ☞ Offers all the safety features and benefits you expect of the **VACUETTE®** Safety Blood Collection and Blood Collection Sets

VACUETTE® Safety Blood Collection Set + Blood Culture Holder

The Safety Blood Collection Set with pre-attached holder has been designed for use with most commonly used Blood Culture Bottles and **VACUETTE®** blood collection tubes in one procedure. The set is sterile and pre-assembled for ease of use, cost effective and ensures your patient only has to undergo one venipuncture for all procedures.

In order to provide a complete product line for all requirements, a standard Blood Collection Set (without safety mechanism) is also available with pre-assembled Blood Culture Holder.



Suitable for BacT / Alert and BacTec blood culture bottles.

Instructions for Use

Version a = Safety Blood Collection Set; **Version b** = Blood Collection Set



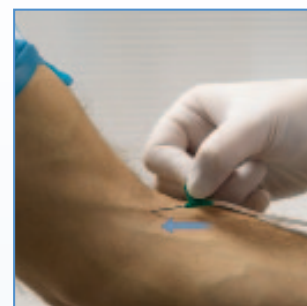
1 Prepare venipuncture site and clean septum of Blood Culture Bottles in accordance with your institution's protocol



2 Using the label scale as your guide, mark on the Blood Culture Bottle the required fill level




3a Perform venipuncture with **VACUETTE®** Safety Blood Collection Set



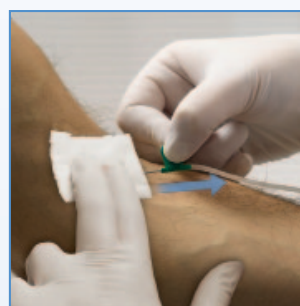
3b Perform venipuncture with **VACUETTE®** Blood Collection Set



4 Push the holder down over the aerobic Blood Culture Bottle, ensuring holder and bottle are below the puncture site. Once filled to required level, remove and repeat with an aerobic bottle. Continue with **VACUETTE®** Blood Collection Tubes (if required)



5a After completion of blood collection, hold the gauze down with one hand. With the other hand, activate the safety mechanism by pressing in both sides of the hub to engage the lock. Slide the safety mechanism backward until an audible click is heard. The click is a sign that the safety mechanism has been correctly activated



5b After completion of venipuncture, gently remove needle from vein, applying pressure to puncture site with dry sterile swab until bleeding stops



6 Promptly dispose of in an approved sharps disposal container in accordance with the procedures of your facility

Item Numbers

Item No.	Description	Size	Packaging	
			Inner	Outer
VACUETTE® Safety Blood Collection Sets + Blood Culture Holder (sterile)				
450182	Safety Blood Collection Set + Blood Culture Holder	tubing length: 19cm 21G x 3/4"	24 pcs.	240 pcs.
450183	Safety Blood Collection Set + Blood Culture Holder	tubing length: 19cm 23G x 3/4"	24 pcs.	240 pcs.
450184	Safety Blood Collection Set + Blood Culture Holder	tubing length: 30cm 21G x 3/4"	24 pcs.	240 pcs.
450185	Safety Blood Collection Set + Blood Culture Holder	tubing length: 30cm 23G x 3/4"	24 pcs.	240 pcs.
VACUETTE® Blood Collection Sets + Blood Culture Holder (sterile)				
450186	Blood Collection Set + Blood Culture Holder	tubing length: 19cm 21G x 3/4"	24 pcs.	240 pcs.
Blood Culture Holder (non-sterile)				
450181	Blood Culture Holder		40/bag	320 pcs.